

Siemens
EcoTech



SIMATIC S7-1200F, CPU 1215 FC, compact CPU, DC/DC/DC, 2 PROFINET ports, onboard I/O: 14 DI 24 V DC; 10 DO 24 V DC; 0.5 A; 2 AI 0-10 V DC, 2 AO 0-20 mA DC, power supply: DC 20.4-28.8 V DC, program/data memory 250 KB



General information

Product type designation	CPU 1215FC DC/DC/DC
Firmware version	V4.7
Engineering with	
• Programming package	STEP 7 V20 or higher

Supply voltage

Rated value (DC)	
• 24 V DC	Yes
permissible range, lower limit (DC)	20.4 V
permissible range, upper limit (DC)	28.8 V
Reverse polarity protection	Yes
Load voltage L+	
• Rated value (DC)	24 V
• permissible range, lower limit (DC)	20.4 V
• permissible range, upper limit (DC)	28.8 V

Input current

Current consumption (rated value)	500 mA; CPU only
Current consumption, max.	1 500 mA; CPU with all expansion modules
Inrush current, max.	12 A; at 28.8 V DC
I _t	0.5 A ² ·s

Output current

for backplane bus (5 V DC), max.	1 600 mA; Max. 5 V DC for SM and CM
----------------------------------	-------------------------------------

Encoder supply

24 V encoder supply	
• 24 V	L+ minus 4 V DC min.

Power loss

Power loss, typ.	12 W
------------------	------

Memory

Work memory	
• integrated	250 kbyte
Load memory	
• integrated	4 Mbyte
• Plug-in (SIMATIC Memory Card), max.	with SIMATIC memory card
Backup	
• present	Yes
• maintenance-free	Yes
• without battery	Yes

CPU processing times	
for bit operations, typ.	0.08 µs; / instruction
for word operations, typ.	1.7 µs; / instruction
for floating point arithmetic, typ.	2.3 µs; / instruction
CPU-blocks	
Number of blocks (total)	DBs, FCs, FBs, counters and timers. The maximum number of addressable blocks ranges from 1 to 65535. There is no restriction, the entire working memory can be used
OB	
• Number, max.	Limited only by RAM for code
Data areas and their retentivity	
Retentive data area (incl. timers, counters, flags), max.	14 kbyte
Flag	
• Size, max.	8 kbyte; Size of bit memory address area
Local data	
• per priority class, max.	16 kbyte; Priority class 1 (program cycle): 16 KB, priority class 2 to 26: 6 KB
Address area	
Process image	
• Inputs, adjustable	1 kbyte
• Outputs, adjustable	1 kbyte
Hardware configuration	
Number of modules per system, max.	3 comm. modules, 1 signal board, 8 signal modules
Time of day	
Clock	
• Hardware clock (real-time)	Yes
• Backup time	480 h; Typical
• Deviation per day, max.	±60 s/month at 25 °C
Digital inputs	
Number of digital inputs	14; Integrated
• of which inputs usable for technological functions	6; HSC (High Speed Counting)
Source/sink input	Yes
Number of simultaneously controllable inputs	
all mounting positions	
— up to 40 °C, max.	14
Input voltage	
• Rated value (DC)	24 V
• for signal "0"	5 V DC at 1 mA
• for signal "1"	15 V DC at 2.5 mA
Input delay (for rated value of input voltage)	
for standard inputs	
— parameterizable	0.1 / 0.2 / 0.4 / 0.8 / 1.6 / 3.2 / 6.4 / 10.0 / 12.8 / 20.0 µs; 0.05 / 0.1 / 0.2 / 0.4 / 0.8 / 1.6 / 3.2 / 6.4 / 10.0 / 12.8 / 20.0 ms
— at "0" to "1", min.	0.2 ms
— at "0" to "1", max.	12.8 ms
for interrupt inputs	
— parameterizable	Yes
for technological functions	
— parameterizable	Single phase: 3 @ 100 kHz & 3 @ 30 kHz, differential: 3 @ 80 kHz & 3 @ 30 kHz
Cable length	
• shielded, max.	500 m; 50 m for technological functions
• unshielded, max.	300 m; for technological functions: No
Digital outputs	
Number of digital outputs	10
• of which high-speed outputs	4; 100 kHz Pulse Train Output
Limitation of inductive shutdown voltage to	L+ (-48 V)
Switching capacity of the outputs	
• with resistive load, max.	0.5 A
• on lamp load, max.	5 W
Output voltage	
• for signal "0", max.	0.1 V; with 10 kOhm load

• for signal "1", min.	20 V
Output current	
• for signal "1" rated value	0.5 A
• for signal "0" residual current, max.	0.1 mA
Output delay with resistive load	
• "0" to "1", max.	1 µs
• "1" to "0", max.	5 µs
Switching frequency	
• of the pulse outputs, with resistive load, max.	100 kHz
Relay outputs	
• Number of relay outputs	0
Cable length	
• shielded, max.	500 m
• unshielded, max.	150 m
Analog inputs	
Number of analog inputs	2
Input ranges	
• Voltage	Yes
Input ranges (rated values), voltages	
• 0 to +10 V	Yes
— Input resistance (0 to 10 V)	≥100k ohms
Cable length	
• shielded, max.	100 m; twisted and shielded
Analog outputs	
Number of analog outputs	2
Output ranges, current	
• 0 to 20 mA	Yes
Analog value generation for the inputs	
Integration and conversion time/resolution per channel	
• Resolution with overrange (bit including sign), max.	10 bit
• Integration time, parameterizable	Yes
• Conversion time (per channel)	625 µs
Analog value generation for the outputs	
Integration and conversion time/resolution per channel	
• Resolution with overrange (bit including sign), max.	10 bit
Encoder	
Connectable encoders	
• 2-wire sensor	Yes
1. Interface	
Interface type	PROFINET
Isolated	Yes
automatic detection of transmission rate	Yes
Autonegotiation	Yes
Autocrossing	Yes
Interface types	
• RJ 45 (Ethernet)	Yes
• Number of ports	2
• integrated switch	Yes
Protocols	
• PROFINET IO Controller	Yes
• PROFINET IO Device	Yes
• SIMATIC communication	Yes
• Open IE communication	Yes; Optionally also encrypted
• Web server	Yes
• Media redundancy	Yes; as MRP client
PROFINET IO Controller	
• Transmission rate, max.	100 Mbit/s
Services	
— PG/OP communication	Yes; encryption with TLS V1.3 pre-selected
— Isochronous mode	No

- IRT
- PROFINergy
- Prioritized startup
- Number of IO devices with prioritized startup, max.
- Number of connectable IO Devices, max.
- Number of connectable IO Devices for RT, max.
- of which in line, max.
- Activation/deactivation of IO Devices
- Number of IO Devices that can be simultaneously activated/deactivated, max.
- Updating time

No
No
Yes
16
16
16
16
Yes
8

The minimum value of the update time also depends on the communication component set for PROFINET IO, on the number of IO devices and the quantity of configured user data.

PROFINET IO Device

Services

- PG/OP communication
- Isochronous mode
- IRT
- PROFINergy
- Shared device
- Number of IO Controllers with shared device, max.

Yes; encryption with TLS V1.3 pre-selected
No
No
Yes
Yes
2

Protocols

- Supports protocol for PROFINET IO
- PROFIsafe
- PROFIBUS
- OPC UA
- AS-Interface

Yes
Yes
Yes; CM 1243-5 (master) or CM 1242-5 (slave) required
Yes; OPC UA Server
Yes; CM 1243-2 required

Protocols (Ethernet)

- TCP/IP
- DHCP
- SNMP
- DCP
- LLDP

Yes
No
Yes
Yes
Yes

Redundancy mode

Media redundancy

- MRP
- MRPD

Yes; as MRP redundancy manager and/or MRP client
No

SIMATIC communication

- S7 routing

Yes

Open IE communication

- TCP/IP
 - Data length, max.
- ISO-on-TCP (RFC1006)
 - Data length, max.
- UDP
 - Data length, max.

Yes
8 kbyte
Yes
8 kbyte
Yes
1 472 byte

Web server

- supported
- User-defined websites

Yes
Yes




OPC UA

- Runtime license required
- OPC UA Server
 - Application authentication
 - User authentication
 - Number of sessions, max.
 - Number of subscriptions per session, max.
 - Sampling interval, min.
 - Publishing interval, min.
 - Number of server methods, max.
 - Number of monitored items, recommended max.
 - Number of server interfaces, max.

Yes; "Basic" license required
Yes; data access (read, write, subscribe), method call, runtime license required
Available security policies: None, Basic128Rsa15, Basic256Rsa15, Basic256Sha256
"anonymous" or by user name & password
10
5
100 ms
200 ms
20
1 000
2

— Number of nodes for user-defined server interfaces, max.	2 000
Further protocols	
• MODBUS	Yes
communication functions / header	
S7 communication	
• supported	Yes
• as server	Yes
• as client	Yes
• User data per job, max.	See online help (S7 communication, user data size)
Number of connections	
• overall	PG Connections: 4 reserved / 4 max; HMI Connections: 12 reserved / 18 max; S7 Connections: 8 reserved / 14 max; Open User Connections: 8 reserved / 14 max; Web Connections: 2 reserved / 30 max; OPC UA Connections: 0 reserved / 10 max; Total Connections: 34 reserved / 68 max
Test commissioning functions	
Status/control	
• Status/control variable	Yes
• Variables	inputs/outputs, bit memories, DBs, peripheral I/Os (without fail-safe), times, counters
Forcing	
• Forcing	Yes; peripheral inputs/outputs (without fail-safe)
Diagnostic buffer	
• present	Yes
Traces	
• Number of configurable Traces	2
• Memory size per trace, max.	512 kbyte
Interrupts/diagnostics/status information	
Diagnostics indication LED	
• RUN/STOP LED	Yes
• ERROR LED	Yes
• MAINT LED	Yes
Integrated Functions	
Counter	
• Number of counters	6
• Counting frequency, max.	100 kHz
Frequency measurement	Yes
controlled positioning	Yes
Number of position-controlled positioning axes, max.	8
Number of positioning axes via pulse-direction interface	4; With integrated outputs
PID controller	Yes
Number of alarm inputs	4
Number of pulse outputs	4
Limit frequency (pulse)	100 kHz
Potential separation	
Potential separation digital inputs	
• Potential separation digital inputs	No
• between the channels, in groups of	1
Potential separation digital outputs	
• Potential separation digital outputs	Yes
• between the channels	No
• between the channels, in groups of	1
EMC	
Interference immunity against discharge of static electricity	
• Interference immunity against discharge of static electricity acc. to IEC 61000-4-2	Yes
— Test voltage at air discharge	8 kV
— Test voltage at contact discharge	6 kV
Interference immunity to cable-borne interference	
• Interference immunity on supply lines acc. to IEC 61000-4-4	Yes
• Interference immunity on signal cables acc. to IEC 61000-4-4	Yes

Interference immunity against voltage surge	
• Interference immunity on supply lines acc. to IEC 61000-4-5	Yes
Interference immunity against conducted variable disturbance induced by high-frequency fields	
• Interference immunity against high-frequency radiation acc. to IEC 61000-4-6	Yes
Emission of radio interference acc. to EN 55 011	
• Limit class A, for use in industrial areas	Yes; Group 1
• Limit class B, for use in residential areas	Yes; When appropriate measures are used to ensure compliance with the limits for Class B according to EN 55011
Degree and class of protection	
IP degree of protection	IP20
Standards, approvals, certificates	
Siemens Eco Profile (SEP)	Siemens EcoTech
CE mark	Yes
UL approval	Yes
cULus	Yes
FM approval	Yes
RCM (formerly C-TICK)	Yes
KC approval	Yes
Marine approval	Yes
Ecological footprint	
• environmental product declaration	Yes; type II acc. to ISO 14021
Global warming potential	
— global warming potential, (total) [CO2 eq]	106 kg
— global warming potential, (during production) [CO2 eq]	18.5 kg
— global warming potential, (during operation) [CO2 eq]	88.2 kg
— global warming potential, (after end of life cycle) [CO2 eq]	-1.1 kg
Highest safety class achievable in safety mode	
• Performance level according to ISO 13849-1	PLe
• SIL acc. to IEC 61508	SIL 3
Ambient conditions	
Free fall	
• Fall height, max.	0.3 m; five times, in product package
Ambient temperature during operation	
• min.	0 °C
• max.	55 °C; Number of simultaneously activated inputs or outputs 4 or 3 (no adjacent points) at 60 °C horizontal or 50 °C vertical, 8 or 6 at 55 °C horizontal or 45 °C vertical
• horizontal installation, min.	0 °C
• horizontal installation, max.	55 °C
• vertical installation, min.	0 °C
• vertical installation, max.	45 °C
Ambient temperature during storage/transportation	
• min.	-40 °C
• max.	70 °C
Air pressure acc. to IEC 60068-2-13	
• Operation, min.	795 hPa
• Operation, max.	1 080 hPa
• Storage/transport, min.	660 hPa
• Storage/transport, max.	1 080 hPa
Altitude during operation relating to sea level	
• Installation altitude, min.	-1 000 m
• Installation altitude, max.	5 000 m; Restrictions for installation altitudes > 2 000 m, see manual
Relative humidity	
• Operation, max.	95 %; no condensation
Vibrations	
• Vibration resistance during operation acc. to IEC 60068-2-6	2 g (m/s²) wall mounting, 1 g (m/s²) DIN rail
• Operation, tested according to IEC 60068-2-6	Yes

Shock testing			
• tested according to IEC 60068-2-27	Yes; IEC 68, Part 2-27 half-sine: strength of the shock 15 g (peak value), duration 11 ms		
Pollutant concentrations			
• SO2 at RH < 60% without condensation	SO2: < 0.5 ppm; H2S: < 0.1 ppm; RH < 60 % condensation-free		
configuration / header			
configuration / programming / header			
Programming language			
— LAD	Yes; incl. failsafe		
— FBD	Yes; incl. failsafe		
— SCL	Yes		
Know-how protection			
• User program protection/password protection	Yes		
• Copy protection	Yes		
• Block protection	Yes		
Access protection			
• protection of confidential configuration data	Yes		
• Protection level: Write protection	Yes		
• Protection level: Read/write protection	Yes		
• Protection level: Complete protection	Yes		
• User administration	Yes; device-wide		
• Number of users	42		
• Number of groups	14		
• Number of roles	20		
programming / cycle time monitoring / header			
• adjustable	Yes		
Dimensions			
Width	130 mm		
Height	100 mm		
Depth	75 mm		
Weights			
Weight, approx.	500 g		
Classifications			
		Version	Classification
	eClass	14	27-24-22-07
	eClass	12	27-24-22-07
	eClass	9.1	27-24-22-07
	eClass	9	27-24-22-07
	eClass	8	27-24-22-07
	eClass	7.1	27-24-22-07
	eClass	6	27-24-22-07
	ETIM	9	EC000236
	ETIM	8	EC000236
	ETIM	7	EC000236
	IDEA	4	3565
	UNSPSC	15	32-15-17-05
Approvals / Certificates			
General Product Approval			
	Manufacturer Declaration	Miscellaneous	
			
			Metrological Approval
General Product Approval	EMV	For use in hazardous locations	

[Miscellaneous](#)



[FM](#)



For use in hazardous locations	Functional Safety	Maritime application	Environment
--------------------------------	-------------------	----------------------	-------------



[CCC-Ex](#)

[Type Examination Certificate](#)



[CCS \(China Classification Society\)](#)



Environment	Industrial Communication
-------------	--------------------------



[PROFINET](#)

last modified:

7/17/2025 