




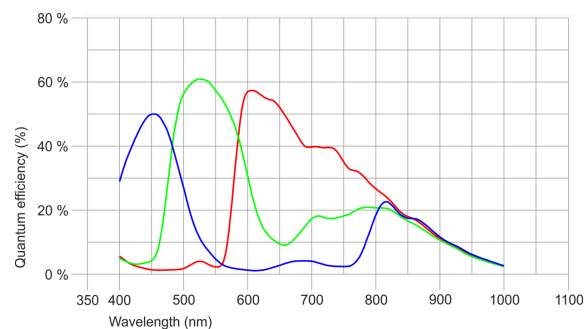
Discontinued
The model has been discontinued.



Specification

Sensor

Sensor type	CMOS Color
Shutter	Global Shutter
Sensor characteristic	Linear
Readout mode	-
Pixel Class	5 MP
Resolution	5.04 Mpix
Resolution (h x v)	2456 x 2054 Pixel
Aspect ratio	5:4
ADC	12 bit
Color depth (camera)	12 bit
Optical sensor class	2/3"
Optical Size	8.473 mm x 7.086 mm
Optical sensor diagonal	11.05 mm 2/3"
Pixel size	3.45 µm
Manufacturer	Sony
Sensor Model	IMX264LQR-C
Gain (master/RGB)	24x/4x
AOI horizontal	same frame rate
AOI vertical	increased frame rate
AOI image width / step width	256 / 8
AOI image height / step width	2 / 2
AOI position grid (horizontal/vertical)	4 / 2
Binning horizontal	-
Binning vertical	-
Binning method	-
Binning factor	-
Decimation (subsampling) horizontal	same frame rate
Decimation (subsampling) vertical	increased frame rate
Decimation (subsampling) method	M/C automatic
Decimation (subsampling) factor	2, 4, 6, 8, 16



Model

Pixel clock range	80 MHz - 140 MHz
Frame rate freerun mode	22 fps
Frame rate trigger (continuous)	22 fps
Frame rate trigger (maximum)	22 fps
Exposure time (minimum - maximum)	0.034 ms - 1000 ms
Long exposure (maximum)	30000 ms
Power consumption	1.7 W - 2.9 W
Image memory	128 MB
Special features	IDS line scan mode Overlap trigger Sensor source gain

Ambient conditions

For PCB versions, refer to the separate hints in the respective documentation.

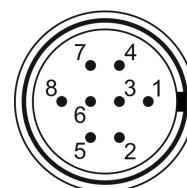
Allowed device temperature during operation	0 °C - 55 °C / 32 °F - 131 °F
Allowed device temperature during storage	-20 °C - 60 °C / -4 °F - 140 °F
Humidity (relative, non-condensing)	20 % - 80 %

Connectors

Interface connector	GigE RJ45
I/O connector	8-pin Hirose connector (HR25-7TR-8PA(73))
Power supply	12 V - 24 V or PoE

Pin assignment I/O connector

1	Ground (GND)
2	Flash output with optocoupler (-)
3	General Purpose I/O (GPIO) 1
4	Trigger input with optocoupler (-)
5	Flash output with optocoupler (+)
6	General Purpose I/O (GPIO) 2
7	Trigger input with optocoupler (+)
8	Input power supply (VCC) 12-24 V DC



Design

Lens Mount	No mount
IP code	-
Dimensions H/W/L	31.5 mm x 40.0 mm x 30.0 mm
Mass	36 g
Housing material	-

Features

List of on-camera image pre-processing features.

All features of the table are available via our IDS peak software for image pre-processing on the host computer (sensor model dependent).

Image Acquisition

Freerun	✓
Software trigger	-
Hardware trigger	✓
Trigger controlled exposure	-
Denoiser	-
Long exposure	✓
Line scan	✓

Flashing	Flashing	-
	PWM flashing	-
Image Adjustments	Auto exposure	-
	Auto gain	-
	Auto whitebalance	-
	Color correction	-
	Gamma	-
	LUT	-
On-board Image Processing	Mirror/flip	-
	Pixel formats	
	Region of interest	✓
	Decimation (FPGA)	-
	Decimation (Sensor)	
Others	Binning (FPGA)	-
	Chunks	-
	Sequencer	-
	Firmware update	-
	1st supported firmware version	4.90.6