



Discontinued
The model has been discontinued.

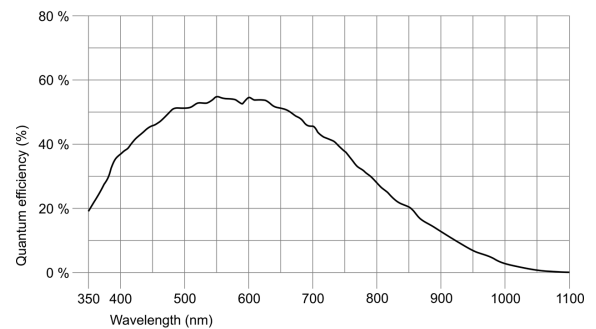


uEye industrial cameras now also work with IDS peak! We recommend the Software Development Kit for the implementation of new projects. [Learn about the process here and switch now.](#)
Please note: The technical data given here was measured using the IDS Software Suite.

Specification

Sensor

Sensor type	CMOS Mono
Shutter	Global Shutter
Sensor characteristic	Linear
Readout mode	Progressive scan
Pixel Class	1.3 MP
Resolution	1.31 Mpix
Resolution (h x v)	1280 x 1024 Pixel
Aspect ratio	5:4
ADC	10 bit
Color depth (camera)	12 bit
Optical sensor class	1/2"
Optical Size	6.144 mm x 4.915 mm
Optical sensor diagonal	7.87 mm (1/2.03")
Pixel size	4.8 µm
Manufacturer	Onsemi
Sensor Model	NOIP1SN1300A-QDI
Gain (master/RGB)	4x/4x
AOI horizontal	increased frame rate
AOI vertical	increased frame rate
AOI image width / step width	120 / 8
AOI image height / step width	2 / 2
AOI position grid (horizontal/vertical)	8 / 2
Binning horizontal	same frame rate
Binning vertical	same frame rate
Binning method	Mono
Binning factor	2
Subsampling horizontal	increased frame rate
Subsampling vertical	increased frame rate
Subsampling method	M/C automatic
Subsampling factor	2



Subject to technical modifications (2025-06-03)

Model

Pixel clock range	120 MHz - 152 MHz
Frame rate freerun mode	88
Frame rate trigger (continuous)	88
Frame rate trigger (maximum)	88
Exposure time (minimum - maximum)	0.069 ms - 434 ms
Long exposure (maximum)	5000 ms
Power consumption	1.7 W - 2.8 W
Image memory	128 MB
Special features	IDS line scan mode, Overlap trigger, Sensor source gain, Multi-AOI

Ambient conditions

The temperature values given below refer to the outer device temperature of the camera housing.
For PCB versions, refer to the separate hints in the respective documentation.

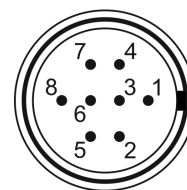
Device temperature during operation	0 °C - 55 °C / 32 °F - 131 °F
Device temperature during storage	-20 °C - 60 °C / -4 °F - 140 °F
Humidity (relative, non-condensing)	20 % - 80 %

Connectors

Interface connector	GigE RJ45
I/O connector	8-pin Hirose connector (HR25-7TR-8PA(73))
Power supply	12 V - 24 V or PoE

Pin assignment I/O connector

1	Ground (GND)
2	Flash output with optocoupler (-)
3	General Purpose I/O (GPIO) 1
4	Trigger input with optocoupler (-)
5	Flash output with optocoupler (+)
6	General Purpose I/O (GPIO) 2
7	Trigger input with optocoupler (+)
8	Input power supply (VCC) 12-24 V DC



Camera rear view

Design

Lens Mount	C-Mount
IP code	-
Dimensions H/W/L	34.0 mm x 44.0 mm x 35.0 mm
Mass	62 g