


**Discontinued**  
The model has been discontinued.

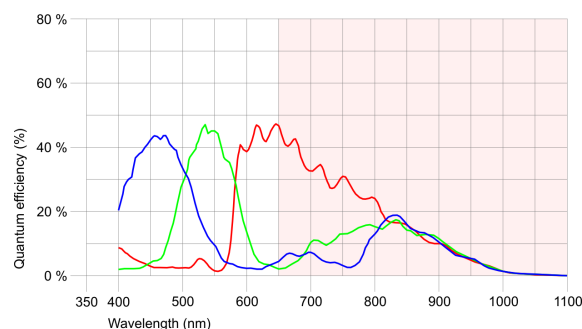


uEye industrial cameras now also work with IDS peak! We recommend the Software Development Kit for the implementation of new projects. [Learn about the process here and switch now.](#)  
Please note: The technical data given here was measured using the IDS Software Suite.

## Specification

### Sensor

Sensor type	CMOS Color
Shutter	Global Shutter
Sensor characteristic	Linear
Readout mode	Progressive scan
Pixel Class	2 MP
Resolution	2.23 Mpix
Resolution (h x v)	2048 x 1088 Pixel
Aspect ratio	17:9
ADC	12 bit
Color depth (camera)	12 bit
Optical sensor class	2/3"
Optical Size	11.264 mm x 5.984 mm
Optical sensor diagonal	12.75 mm (1/1.25")
Pixel size	5.5 µm
Manufacturer	ams/CMOSIS
Sensor Model	CMV2000-3E5C
Gain (master/RGB)	4x/4x
AOI horizontal	same frame rate
AOI vertical	increased frame rate
AOI image width / step width	16 / 4
AOI image height / step width	4 / 2
AOI position grid (horizontal/vertical)	2 / 2
Binning horizontal	-
Binning vertical	-
Binning method	-
Binning factor	-
Subsampling horizontal	same frame rate
Subsampling vertical	same frame rate
Subsampling method	M/C automatic
Subsampling factor	2, 4, 6, 8



Subject to technical modifications (2025-06-03)

### Model

Pixel clock range	38 MHz - 84 MHz
Frame rate freerun mode	36
Frame rate trigger (maximum)	36
Exposure time (minimum - maximum)	0.040 ms - 500 ms
Power consumption	1.8 W - 2.6 W
Image memory	60 MB
Special features	Overlap trigger, Dual exposure, Sensor source gain, Multi-AOI

### Ambient conditions

The temperature values given below refer to the outer device temperature of the camera housing.


Device temperature during operation	0 °C - 55 °C / 32 °F - 131 °F
Device temperature during storage	-20 °C - 60 °C / -4 °F - 140 °F
Humidity (relative, non-condensing)	20 % - 80 %

### Connectors

Interface connector	GigE RJ45, screwable
I/O connector	6-pin Hirose connector (HR10A-7R-6PB)
Power supply	12 V - 24 V or PoE

### Pin assignment I/O connector

1	Ground (GND)
2	Power supply (VCC) 12-24 V
3	Trigger input with optocoupler (-)
4	Trigger input with optocoupler (+)
5	Flash output with optocoupler (+)
6	Flash output with optocoupler (-)



Camera rear view

### Design

Lens Mount	C-Mount
IP code	IP30
Dimensions H/W/L	29.0 mm x 29.0 mm x 40.5 mm
Mass	61 g