


■ Discontinued
The model has been discontinued.

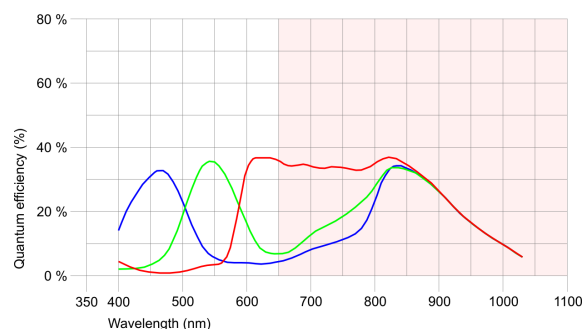


uEye industrial cameras now also work with IDS peak! We recommend the Software Development Kit for the implementation of new projects. [Learn about the process here and switch now.](#)
Please note: The technical data given here was measured using the IDS Software Suite.

Specification

Sensor

Sensor type	CMOS Color
Shutter	Global Shutter
Sensor characteristic	Linear with knee points
Readout mode	Progressive scan
Pixel Class	0.4 MP
Resolution	0.36 Mpix
Resolution (h x v)	752 x 480 Pixel
Aspect ratio	14:9
ADC	10 bit
Color depth (camera)	12 bit
Optical sensor class	1/3"
Optical Size	4.512 mm x 2.880 mm
Optical sensor diagonal	5.35 mm (1/2.99")
Pixel size	6 µm
Manufacturer	Onsemi
Sensor Model	MT9V032C12STC
Gain (master/RGB)	4x/5x
AOI horizontal	increased frame rate
AOI vertical	increased frame rate
AOI image width / step width	16 / 4
AOI image height / step width	4 / 2
AOI position grid (horizontal/vertical)	4 / 2
Binning horizontal	increased frame rate
Binning vertical	increased frame rate
Binning method	Mono
Binning factor	2 / 3
Subsampling horizontal	increased frame rate
Subsampling vertical	increased frame rate
Subsampling method	-
Subsampling factor	2, 4



Subject to technical modifications (2025-06-03)

Model

Pixel clock range	5 MHz - 46 MHz
Frame rate freerun mode	100
Frame rate trigger (maximum)	96
Exposure time (minimum - maximum)	0.070 ms - 5580 ms
Power consumption	2.3 W - 3.1 W
Image memory	60 MB

Ambient conditions

The temperature values given below refer to the outer device temperature of the camera housing.


Device temperature during operation	0 °C - 55 °C / 32 °F - 131 °F
Device temperature during storage	-20 °C - 60 °C / -4 °F - 140 °F
Humidity (relative, non-condensing)	20 % - 80 %

Connectors

Interface connector	GigE RJ45, screwable
I/O connector	6-pin Hirose connector (HR10A-7R-6PB)
Power supply	12 V - 24 V or PoE

Pin assignment I/O connector

1	Ground (GND)
2	Power supply (VCC) 12-24 V
3	Trigger input with optocoupler (-)
4	Trigger input with optocoupler (+)
5	Flash output with optocoupler (+)
6	Flash output with optocoupler (-)



Camera rear view

Design

Lens Mount	C-Mount
IP code	IP30
Dimensions H/W/L	29.0 mm x 29.0 mm x 40.5 mm
Mass	61 g